

| Materials Handling Equipment For Long Loads

CAVAION SIDeloadERS  
**BAUMANN** 

the art of working sideways

# HX SERIES

3 - 5 TONNES CAPACITY

**Short chassis length**  
**Optimized weight distribution**  
**High residual load capacities**  
**Chassis-tilting system for safer load handling**



# Introducing The HX Series: Responsive, quick & cost-effective

**T**he HX's high capabilities starts with a compact chassis and optimized weight distribution thanks to the power unit below deck.

With a low centre of gravity and high residual load capacities this is the perfect machine for those limited on space. Baumann's chassis-tilting system on the load side enables faster and safer load handling, whilst mast enhancements, safety lighting and cameras are all available.



## Efficient performance



This low-emission optimized powerful diesel 55kw HATZ diesel engine is Stage V compliant with DPF and DOC and no Ad Blue. A Bosch Rexroth hydrostatic transmission, Poclair hydrostatic wheel motors and piston pump with variable displacement complete the high specification drive train.

## Added protection



To maintain a compact footprint the air intake and exhaust assemblies are mounted above deck, but protected with via a durable access cover. Load posts can also provide additional protection, whilst timber bearer boxes, safety or working lights and extra cabin protection are popular additions.

## Auto-stabilisation



Once the platform is fixed in the horizontal position, the load remains stable even on uneven ground. The short length, great visibility and tight turning circle allow complete confidence in operator safety and load security.

## Optional Panoramic cabin



Changes in materials and advances in toughened glass allowed us to reconfigure the glass panel on the new cabin. The result is a more sturdy design, together with more sensitive control via a joystick or mini-levers option.

## Clear dashboard display



Our clear, simple dashboard puts all essential information at your fingertips. The centre console indicates warnings and diagnostics information on key entry and startup. Pre-operation checklists can be incorporated via the Optafleet system and as standard the seat switch will also prevent operation without an operator present.

## Innovative hydraulics



The HX utilises a bespoke steering axle and flow matching hydraulic system. Through closed-loop control, the hydraulic pressure is adjusted depending on the load, saving energy and improving efficiency. Hydraulic joysticks come as standard with optional hydraulic levers available.

## A host of handling options: every truck is designed for a specific application

Amongst the most popular attachments are spreader beams and extended carriages. For very long loads a fixed spreader beam (attached to a standard carriage) sits outside the chassis with an additional fork at either end.

Extended carriages allow the forks to travel along the full length of the truck, adding the ability to close the forks together. It's therefore possible to carry different lengths, such as a load positioned above the deck, or even a pallet in the sideloader well. If the centres of gravity of your loads vary, or movement is restricted, fork positioners allow you to move

the forks relative to the truck (but always a fixed distance from one another) via hydraulic rams

mounted in the carriage. When a load is stored on a slope or cannot be raised with level forks a hydraulic lifting and lowering fork raises one fork a few inches. If both forks require independent movement, vertically moveable forks can provide lift independent of the mast.



## Tilting the deck, mast or forks

Tilting a mast back to secure the load is common practice on forklifts and reach trucks, but on a Baumann sideloader the mast is fixed and the whole truck tilts sideways. The whole of the machine can be tilted horizontally, to improve load picking and security.

This allows Baumann sideloaders to feature self-levelling beds. When travelling over uneven ground the deck, and therefore the load, remain perfectly level and secure. Occasionally, a tilting carriage can be added to the mast to provide an additional 5 degrees (plus or minus) of tilt.

The raised position and panoramic cabins provide views that are unrestricted by a mast and hydraulic pipes, meaning the forks are in clear view and it's far easier to judge where the load is. Even so, a host of camera options on the chassis and mast can provide additional reassurance, and cabins can also be raised.



The surface of the deck is usually made of a specially reinforced composite deck board, but for handling steel it may be checker plate (also called diamond plate or steel tread plate) for protection purposes.

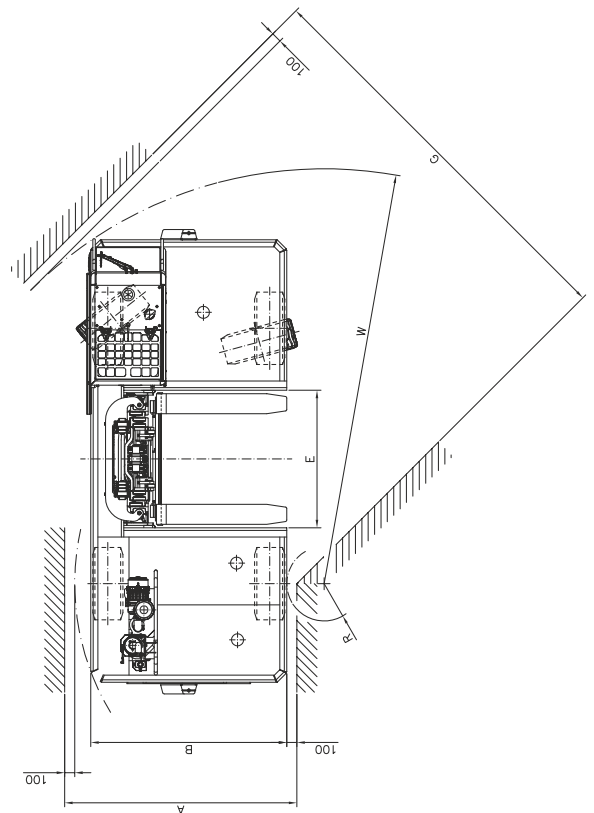
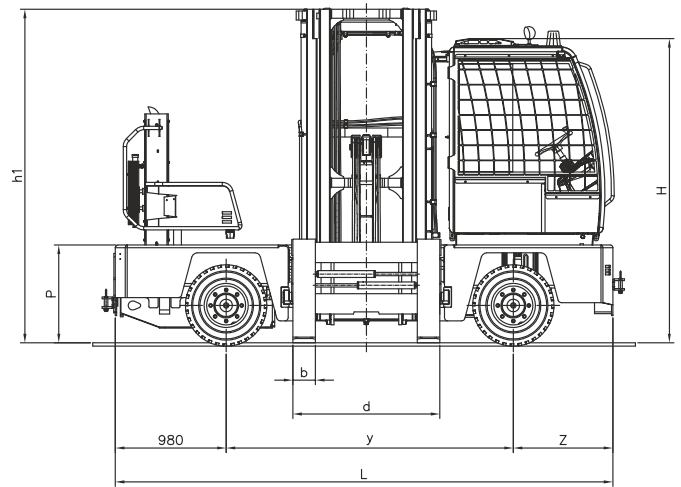
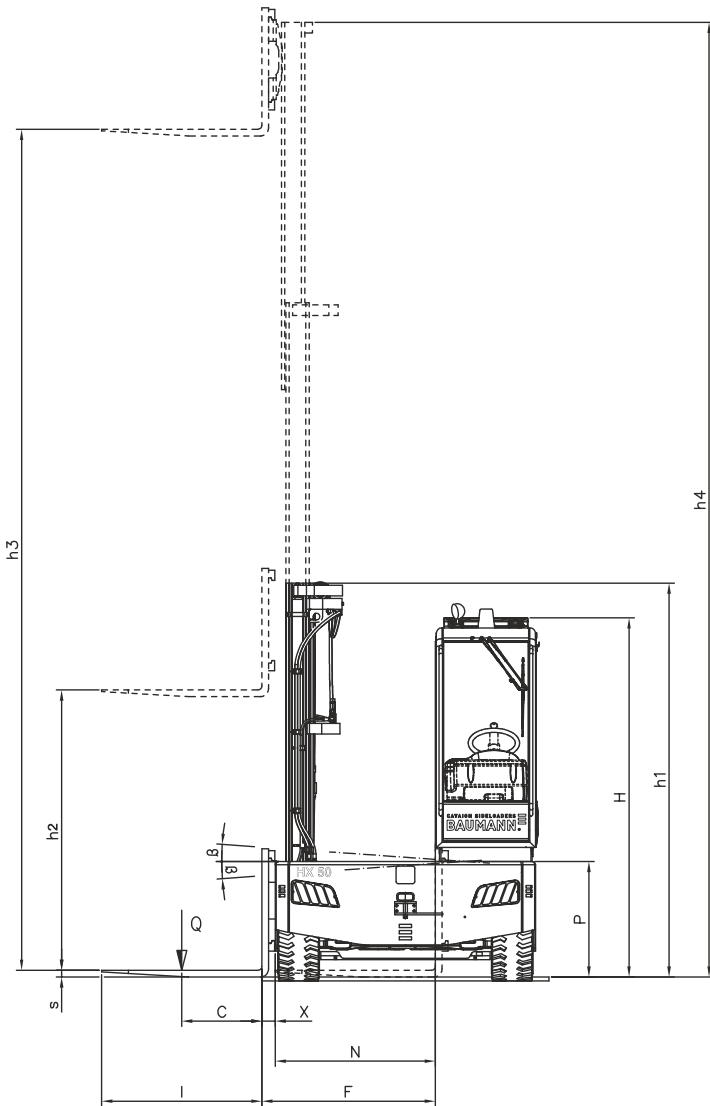


Hardwood timber bearers are often added to the deck for steel profile loads. Metal or wooden bearers may also be grooved to fix steel or plastic tubes in place.

TYPE			HX 30	HX 40	HX 50
<b>Technical Data</b>					
Lifting capacity	Q	Kg	3000	4000	5000
Load center	C	mm	600/700	600/700	600/700
Fork length	l	mm	1200/1400	1200/1400	1200/1400
Fork width	b	mm	150	150	200
Fork thickness	s	mm	50	50	50
Drive			Diesel	Diesel	Diesel
Type of steering			Hydrostatic	Hydrostatic	Hydrostatic
Type of tyres			Pneumatic	Pneumatic	Pneumatic
<b>Dimensions</b>					
Total length	L	mm	4120	4120	4420
Total width	B	mm	1950/2150	1950/2150	1950/2150
STD mast* height lowered	h1	mm	2850	2850	2850
STD mast* height extended	h4	mm	4880	4880	4880
Cabin height	H	mm	2730	2730	2850
Lift height	h3	mm	4000	4000	4000
Free lift	h2	mm	600	600	600
Chassis tilt angle (up/down)		°	1200±3.5/1400±3	1200±3.5/1400±3	1200±3.5/1400±3
Platform height	P	mm	865	865	865
Platform width	N	mm	1200/1400	1200/1400	1200/1400
Lateral movement	F	mm	1300/1500	1300/1500	1300/1500
Load spacing max.	x	mm	100	100	100
Framework cut	E	mm	1370	1370	1370
Fork spacing max	d	mm	1300	1300	1300
Turning radius inner	R	mm	386	386	385
Turning radius outer	W	mm	1200=3892/1400=4016		4147/4272
Aisle width	A	mm	1200=2301/1400=2498		2297/2500
Aisle width for 90° Turning	G	mm	1200=3790/1400=3913		4038/4195
<b>Performance</b>					
Travel with/without load		Km/h	18/20	18/20	20/22
Lifting with/without load		m/s	0.4/0.45	0.4/0.45	0.4/0.45
Lowering with/without load		m/s	0.4/0.35	0.4/0.35	0.4/0.35
Traverse with/without load		m/s	0.3	0.3	0.3
Tractive power		kN	17	17	31
Gradeability		%	15\21	15\21	22\25
<b>Weights</b>					
Weight of truck		Kg	7250	7250	8000
Axle load front		Kg	4300	5400	6100
Axle load rear		Kg	4600	5600	6600
<b>Chassis</b>					
Tyres front/rear			2/2	2/2	2/2
Tyres size		Inches	27 x 10-12	27 x 10-12	28X12.5-15 / 355/45-15(SE)
Tyres outside diameter		mm	690	690	695
Wheel base	Y	mm	2520	2520	2540
Track front	Sp1	mm	1200=1615 / 1400=1815		1650/1850
Track rear	Sp2	mm	1200=1635 / 1400=1835		1680/1880
Ground clearance		mm	200	200	200
Service brake	hydraulic			Front	
Parking brake	hydraulic			Drive wheels	
<b>Drive</b>					
Diesel engine manufacturer			HATZ	HATZ	HATZ
Type		KW	4H50TIC 55kW Stage V	4H50TIC 55kW Stage V	4H50TIC 55kW Stage V
Power		PS	75	75	75
Speed		rpm	2500	2500	2500
Cylinder / displacement		x/cm³	4/2000	4/2000	4/2000
Transmission			Direct		
Gearbox			Hydrostatic		
Battery		V/Ah	12V 100Ah 640A	12V 100Ah 640A	12V 100Ah 640A

\*STD mast: 4000mm Duplex

HX 30 - 50	Lift height	Lowered height	Extended height	Free lift
Duplex- Standard ST	h3 mm	h1 mm	h4 mm	h2 mm
	3300	2500	4180	600
	4000	2850	4880	600
	4500	3100	5380	600
	5000	3350	5880	600
	5500	3600	6380	600
Triplex- Free Lift TR	6000	3850	6880	600
	5700	2750	6580	1870
	6000	2850	6880	1970
	6300	2950	7180	2070
	6600	3050	7480	2170
	6900	3150	7780	2270
	7200	3250	8080	2370



**What's New?** The HX30, HX40 and HX50 models include new engines, refined ergonomic cabins and new joystick controls, with award-winning levels of practicality, durability, and visibility. The HX is the perfect model for customers looking for the Baumann reliability and productivity, but in a small and nimble chassis. The glass side panel on the new cabin now means the driver's view has been significantly improved from both sides.



**Award-winning innovation:** Decades of manufacturing experience and expertise has enabled us to improve, innovate and push sideloader design forward.

## The blending of innovation, productivity and durability.

**Baumann machines can cope with almost anything you can throw at them.**

Our chassis are built to exacting standards, while our masts have a unique profile designed for the specific demands of working sideways.

Toughness is just one of the secrets to our success, helping our equipment to be known worldwide for its durability and reliability.

Baumann is also renowned as an innovator, especially in the important areas of safety and productivity.

Our Variable Reach System (VRS) with Archimedes Outreach is the most advanced development in sideloader design in over 50 years.

We have been nominated five times in the Fork Lift Truck Association's Excellence Awards, winning for both Environment and Innovation, and are the only sideloader manufacturer to receive the prestigious Watt d'Or from the Swiss Federal Office of Energy.

With a strong reputation for our ability to customise standard models around specific needs, we are a reliable and professional partner, particularly in technical support and after-sales.

Our panoramic operator cabs offer the very latest technology, efficient use of space and high levels of ergonomics.

It all adds up to an enviable package blending the perfect levels of innovation, productivity and durability.



CAVAION SIDeloadERS   
**BAUMANN**®

BAUMANN S.r.l.  
I-37010 CAVAION (Verona)  
Via Palesega, 1  
Telephone +39 045 6 20 53 11

info@baumann-sideloaders.com  
www.baumann-sideloaders.com

